

PREPARING TO LEAD



Planning for Your Success Team



Strengthening Success Team Lead Capacity



Planning for a Success Team Meeting



Planning for Your Success Team

Contents

Sample Job Descriptions for Success Team Leads & Members

Freshman Academy Team Calendar Planning Considerations

Purpose

Careful planning is vital for a strong Success Team. Administrators must deliberately select team members that not only understand the importance of the transition to high school, but also genuinely care about the achievement of their students. Strong Team Leads can build relationships with students and adults as well as facilitate data-driven conversations that lead to sound decision-making.

How & When to Use

Administrators, along with the Team Lead, should refer to Tool Set A during the initial phases of team planning and development. These tools provide ideas and considerations as you develop the systems and structures for this work in your school. Additionally, the job descriptions support your process for selecting team members. Some school communities have the resources to develop an On-Track Coordinator role who manages the operations of Success Team work.


Once formed, your Success Team can use these tools to support the clear communication of meeting expectations and as a source for providing feedback to Team Leads.



Connections to Framework

The [Freshman Success Framework](#) is the foundation for effective school practice on On-Track and student success. The Network for College Success has seen the greatest and most sustainable gains for freshmen when schools develop high-functioning educator professional learning communities, which we call Success Teams.

This Tool Set focuses on the below actions of a Success Team stemming from the Freshman Success Framework.

Elements	Success Team
<p>Setting Conditions</p> 	<ul style="list-style-type: none"> • Shares Success Team roles and responsibilities conducive to freshman success work • With principal and Team Lead, establishes foundational knowledge, sets purpose, and creates freshman success goals for On-Track and student connection • Includes General Education and Special Education teachers, counselor(s), data technician, student advocate or dean, and/ or administration

This Tool Set also highlights the actions stemming from the Framework for the Principal and Team Lead in support of the Success Team work.

Team Lead

- Setting Conditions: Acquires foundational knowledge on the importance of freshman course performance as well as tools and strategies to lead the Success Team
- Setting Conditions: With principal and data technician, establishes Success Team meeting calendar that includes regular and sufficient time for 1) data analysis and 2) intervention development, monitoring, and adjustment
- Setting Conditions: With principal and Success Team, sets freshman success goals for On-Track and student connection, and develops benchmarks to monitor progress

Principal

- Setting Conditions: Selects, programs, sets purpose, and provides foundational knowledge on freshman success work for core set of grade-level teachers
- Setting Conditions: Identifies team leadership (Team Lead, data technician, social-emotional learning specialist, etc.) and communicates expectations for their engagement with Success Team
- Setting Conditions: Sets goals for On-Track and student connection with the Success Team and team leadership
- Setting Conditions: Provides and protects team meeting calendar, with regular and sufficient time for 1) data analysis and 2) intervention development, monitoring, and adjustment



Planning for Your Success Team

Sample Job Descriptions for Success Team Leads & Members

This set of sample job descriptions clarifies the roles and responsibilities of Team Leads and members.

Success Team Lead Job Description

Collaborates with: On-Track Coordinator and Data Technician

Position Overview

The Success Team Lead works with the On-Track Coordinator to engage grade-level faculty and staff in the design and implementation of interventions that will increase On-Track rates. These strategies include, but are not limited to:

- utilizing student course performance, attendance, and misconduct data to develop and implement interventions (Tier 2),
- creating a system for tracking the effectiveness of interventions,
- celebrating successes toward On-Track and student connection goals, and
- communicating with the counseling department around academic recovery options for students.

Special Note: The Success Team Lead is often a teacher. This person should be capable of balancing this role with their teaching responsibilities.

Success Team Lead Duties and Responsibilities

- Collaborate with the On-Track Coordinator to facilitate development of highly functional grade-level Success Teams that focus on creating, implementing, monitoring, and evaluating interventions
- Set freshman success goals for On Track and develop structures for students to connect with the administration and Success Team

- Communicate strategies and progress toward success goals to Success Team
- Support the On-Track Coordinator to execute community activities on On Track, including assemblies, parent info sessions, and celebrations
- Participate in ongoing professional development around team leadership and On-Track best practices

Preferred Characteristics

- Service-oriented, especially around student advocacy
- Possess strong instructional skills and knowledge
- Experience in building and facilitating effective teams or willingness to learn this skill set
- Proficient use of Microsoft Office Suite, including Word and PowerPoint
- Experience with an early warning system
- Strong organization, communication, and leadership skills

Success Team Teacher Job Description (9th and 10th Grade)

Collaborates with: On-Track Coordinator and/or Team Lead

Position Overview

Success Team teachers are student advocates who participate fully with their grade-level teammates to design and implement On-Track strategies that will increase student achievement. These strategies include, but are not limited to:

- utilizing student course performance, attendance, and misconduct data to develop and implement interventions (Tier 2 supports),
- collectively evaluating the effectiveness of interventions,
- celebrating successes toward On-Track and student connection goals,
- communicating with parents/guardians around academic recovery options for students, and
- applying the tenants of student support – creating multiple opportunities for success, recognition of and willingness to provide non-traditional supports, understanding and considering the cognitive development of students – in the classroom on a daily basis.

Success Team Member Duties and Responsibilities

- Participate as an active member of a highly functional grade-level Success Team that regularly uses course performance, attendance, and misconduct data to create, implement, monitor, and evaluate interventions

- Set success goals for On Track and student connection with the administration, On-Track Coordinator (where applicable), and Team Lead(s)
- Utilize resources which support student success
- Reflect on one's own philosophies and practices in an effort to meet the diverse needs of students
- Demonstrate transparency with students and parents on how to achieve success in the course

Preferred Teacher Characteristics

- Teach three or more classes in one grade level or work with students in that grade for a significant amount of time in another way (e.g. grade-level counselor)
- Strong communication and critical thinking skills
- Strong service and support orientation
- Ability to bring projects to closure with minimal supervision
- Willingness to extend work beyond traditional classroom hours
- Maintain a high level of personal responsibility in one's work

On-Track Coordinator Job Description

Collaborates with: Principal, Team Lead, and/or Data Technician

Position Overview

The On-Track Coordinator engages grade-level faculty and staff – i.e. the Success Team – in the design and implementation of strategies that will increase the school's On-Track rate. These strategies include, but are not limited to:

- utilizing student course performance, attendance, and misconduct data to develop and implement interventions (Tier 2 supports),
- creating a system for tracking the effectiveness of interventions,
- celebrating successes toward On-Track, attendance, and student connection goals, and
- communicating with the counseling department on academic recovery options for students.

On-Track Coordinator Duties and Responsibilities

- Access and provide timely course performance, attendance, and misconduct data in a teacher-friendly form for analysis
- Facilitate development of highly functional grade-level Success Team(s) that focus on creating, implementing, monitoring, and evaluating interventions
- Set success goals for On Track and student connection with the administration and Success Team(s)
- Communicate strategies and progress toward goals to Success Team(s), administration, parents, and students

- Advocate for resources to support student success
- Coordinate community activities around On Track, including assemblies, parent info sessions, and celebrations
- Collaborate with the counseling department on high school transition activities, including, but not limited to: high school fairs and orientation
- Participate in ongoing professional development around team leadership and On-Track best practices

Selection Criteria

- Demonstrated ability to use data to guide planning and evaluation
- Proficient use of Microsoft Office Suite, including Word, Excel, and PowerPoint
- Experience with an early warning system preferred
- High school teaching experience preferred
- Proven experience in building and facilitating effective teams
- Strong communication skills and critical thinking skills
- Experience developing systems and managing change
- Strong service and support orientation
- Ability to bring projects to closure with minimal supervision



Planning for Your Success Team

Freshman Academy Team Calendar Planning Considerations

This tool illustrates an alternative team structure wherein a Freshman Academy is created within a school to execute the exclusive duties of a freshman success program.

Freshman Academy Team Calendar Planning Considerations

Regular team meeting time

Possible data sources (including availability and time for team analysis)

- Freshman Success reports
- Attendance
- Grades
- Internal data sources, like Google Docs
- Interim assessment data
- Social-emotional data
- Student work

Meeting topics

- Structure and support
 - Roles and responsibilities of the team and team members
 - Setting agreements for team meeting time
 - Supports needed from administration to do the work
- Interventions
 - On-Track/off-track students
 - Social-emotional
 - Attendance incentives/initiatives
- Problem-solving issues, such as interventions
- Student focus groups to inform the team's practice

- Parent communication/involvement
 - Parent conferences
 - Progress reports
 - Open Houses
 - Shadow days
- Student “town hall” meetings
 - Informing students of progress toward goals
 - Attendance, academic, and community-building celebrations



Strengthening Success Team Lead Capacity

Contents

Team Lead Orientation

Stages of Team Development

Developing Your Upward Management Plan

Thirteen Tips to Effective Upward Management

Upward Management Plan Checklist

Communication Styles

Dealing with Difficult People in Meetings

Reframing Organizations

Intervention Interview Protocol

Purpose

Team Leads and individuals responsible for supporting team leadership should refer to this collection of tools. Regular, job-embedded support of the Success Team Lead is a key component of the freshman success work. Team Leads are often classroom teachers new to leadership and the responsibilities of leading a team of adults. In the Network for College Success model, ongoing support is provided by an external coach or facilitator. However, school-based support is another option, such as from an administrator or veteran teacher-leader.

How & When to Use

Tool Set B provides practical activities to support new Team Leads to work effectively with the administration as well as diverse team members. External support organizations, similar to the Network for College Success, can also refer to the readings, activities, and presentations when planning.



Connections to Framework

The [Freshman Success Framework](#) is the foundation for effective school practice on On-Track and student success. The Network for College Success has seen the greatest and most sustainable gains for freshmen when schools develop high-functioning educator professional learning communities, which we call Success Teams.

This Tool Set focuses on the below actions of a Success Team stemming from the Freshman Success Framework.

Elements	Success Team
<p>Setting Conditions</p>	<ul style="list-style-type: none"> • Develops effective meeting strategies, such as establishing a mission statement and clear purpose, and building norms and action-oriented agendas • Shares Success Team roles and responsibilities conducive to freshman success work
<p>Communication</p>	<ul style="list-style-type: none"> • Maintains strengths-based and action-oriented communication to support students • Engages faculty in frequent communication of student progress and successful strategies

This Tool Set also highlights the actions stemming from the Framework for the Principal and Team Lead in support of the Success Team work.

Team Lead

- Setting Conditions: Acquires foundational knowledge on the importance of freshman course performance as well as tools and strategies to lead the Success Team
- Implementation: Establishes team meeting conditions conducive to the successful execution of Success Team duties

Principal

- Setting Conditions: Identifies team leadership (Team Lead, data technician, social-emotional learning specialist, etc.) and communicates expectations for their engagement with Success Team
- Implementation: Provides professional development and training opportunities on the transition to high school, data strategy, and social-emotional learning



Strengthening Success Team Lead Capacity

Team Lead Orientation

A sample orientation presentation that establishes expectations for Team Leads and can be used as a guide for establishing a district and/or school-based program for Team Leads.

Team Lead Orientation

Freshman Success Collaborative
Summer Conference

August 30, 2010



NCS FRESHMAN ON-TRACK TOOLKIT

2



Outcomes for This Orientation

- Increase understanding of expectations around freshman success work
- Distinguish overall and one-on-one supports Success Team Leads will receive
- Partner with a cohort member for personal support



NCS FRESHMAN ON-TRACK TOOLKIT

3



Strengthening Success Team Lead Capacity

TOOL SET

B

Strengthening Success Team Lead Capacity

Introductions

- Name and School
- One hope and one concern about your role in the upcoming year



NCS FRESHMAN ON-TRACK TOOLKIT

4



TOOL SET

B

Strengthening Success Team Lead Capacity

Agenda

- Why focus on transition?
- The charge for Freshman Success Teams
- The mantle of freshman team leadership
- Your professional support system



NCS FRESHMAN ON-TRACK TOOLKIT

5



Focusing on Transition



NCS FRESHMAN ON-TRACK TOOLKIT

6



Freshman On-Track Indicator

- A measure of progress during the first year of high school
- An On-Track student has no more than one semester F in a core subject
 - English, reading, math, science, or social studies
- An On-Track student has accumulated five full course credits (in any subject)
 - The number required to move to 10th grade in Chicago Public Schools



NCS FRESHMAN ON-TRACK TOOLKIT

7



Strengthening Success Team Lead Capacity

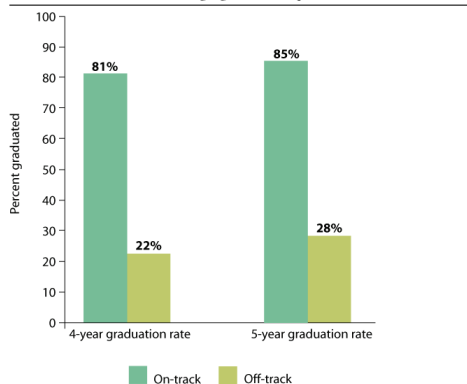
TOOL SET

B

Strengthening Success Team Lead Capacity

How is the On-Track Indicator Related to Graduation?

Four- and Five-Year Graduation Rates by Whether On-Track at the End of the Freshman Year
Students entering high school in September 1999



Note: Students who dropped or transferred out of CPS before the end of the school year are not included in these calculations. If students who dropped out during their first year were included, the off-track graduation rates would be 20 percent (4-year) and 25 percent (5-year). The on-track rates would remain the same.



NCS FRESHMAN ON-TRACK TOOLKIT



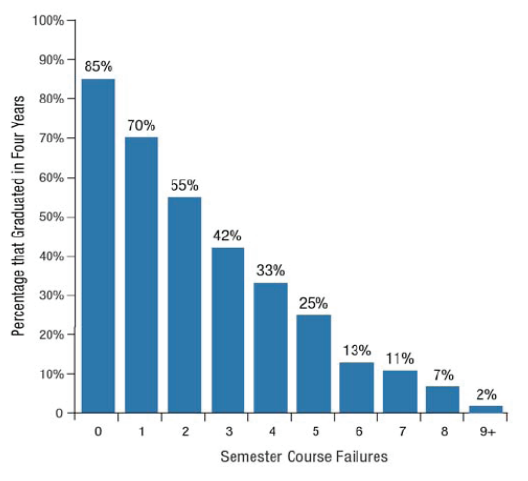
TOOL SET

B

Strengthening Success Team Lead Capacity

How is the On-Track Indicator Related to Graduation?

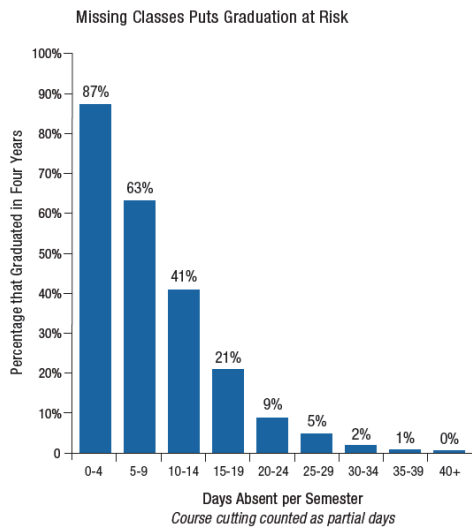
Four-Year Graduation Rates by Freshman Course Failures



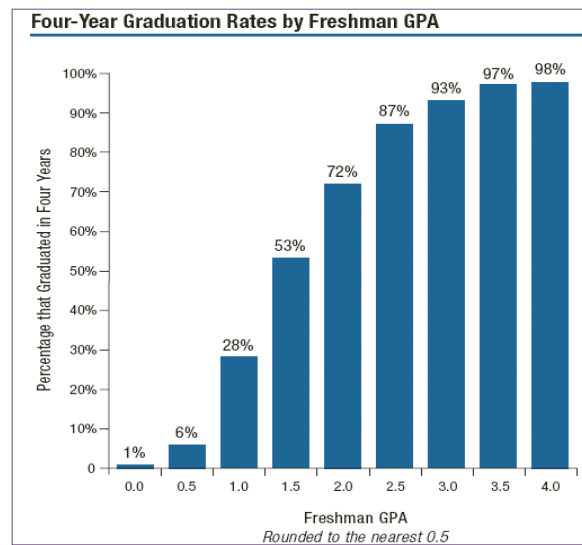
NCS FRESHMAN ON-TRACK TOOLKIT



How is the On-Track Indicator Related to Graduation?



How is the On-Track Indicator Related to Graduation?



Strengthening Success Team Lead Capacity

TOOL SET

B

Strengthening Success Team
Lead Capacity

Student-Teacher Relationships Matter!

- Teacher-student trust
- Teacher personal support
- Schoolwide “academic press” for the future
- Importance of high school for the future



Preparing
to Lead

NCS FRESHMAN ON-TRACK TOOLKIT

12



The Work of Freshman Success Teams



Preparing
to Lead

NCS FRESHMAN ON-TRACK TOOLKIT

13



Strengthening Success Team Lead Capacity

TOOL SET

B

Strengthening Success Team
Lead Capacity

The Transition Strategy

Freshman Connection:

- Early acclimation to high school
- Pre-identification of and early support for struggling incoming freshmen

Freshman Success Team:

- Yearlong personal and professional support system for students



NCS FRESHMAN ON-TRACK TOOLKIT

14



TOOL SET

B

Strengthening Success Team
Lead Capacity

What is the work for Freshman Success Teams?

- Provide eighth-to-ninth grade transition support so that increasing numbers of freshmen are on track to graduate from Chicago Public Schools



NCS FRESHMAN ON-TRACK TOOLKIT

15



Strengthening Success Team Lead Capacity

TOOL SET

B

Strengthening Success Team
Lead Capacity

The Freshman Success Team

- General Education teachers
- Special Education teachers
- Administration
- Student advocate/dean
- Counselor
- Data technician



NCS FRESHMAN ON-TRACK TOOLKIT

16



TOOL SET

B

Strengthening Success Team
Lead Capacity

Freshman Success Team Duties

- Meet regularly with time sufficient for the work
- Contribute toward attaining freshman On-Track, attendance, and behavior/student connection goals
- Develop, implement, and track interventions for targeted students



NCS FRESHMAN ON-TRACK TOOLKIT

17



Strengthening Success Team Lead Capacity

TOOL SET

B

Strengthening Success Team Lead Capacity

Data is Our Guide

- Own the data
 - Course performance (Grades, D's and F's)
 - Point-in-time On-Track rates
 - Attendance
 - Discipline reports
- Use data to develop, implement, and track progress of targeted interventions to improve student performance



NCS FRESHMAN ON-TRACK TOOLKIT

18



TOOL SET

B

Strengthening Success Team Lead Capacity

Community Development

- Communicate universal expectations for students
- Provide multiple and varied opportunities for students to succeed
- Employ solutions-oriented communication
- Conduct timely joint student/parent conferences
- Celebrate successes



NCS FRESHMAN ON-TRACK TOOLKIT

19



The Mantle of Team Leadership



NCS FRESHMAN ON-TRACK TOOLKIT

20



Foci for Team Leadership

- Team development
- Containing the work
- Upward management
- Community development
- Personal-professional resilience



NCS FRESHMAN ON-TRACK TOOLKIT

21



Strengthening Success Team Lead Capacity

TOOL SET

B

Strengthening Success Team
Lead Capacity

Team Development

- Establish agreements
- Coordinate and utilize team members' talents toward freshman success goals (On-Track, attendance, course performance, behavior)
- Coordinate resources and training
- Motivate the team



NCS FRESHMAN ON-TRACK TOOLKIT

22



TOOL SET

B

Strengthening Success Team
Lead Capacity

Containing the Work

- Facilitate development of and progress on goals
- Develop meeting agendas focused on freshman success
- Utilize appropriate protocols in facilitating meetings, including those for data analysis



NCS FRESHMAN ON-TRACK TOOLKIT

23



Strengthening Success Team Lead Capacity

TOOL SET

B

Strengthening Success Team Lead Capacity

Upward Management

- Regularly communicate team progress
- Advocate for resources



NCS FRESHMAN ON-TRACK TOOLKIT

24



TOOL SET

B

Strengthening Success Team Lead Capacity

Community Development

- Advocate for students
- Coordinate assemblies and celebrations



NCS FRESHMAN ON-TRACK TOOLKIT

25



Strengthening Success Team Lead Capacity

TOOL SET

B

Strengthening Success Team
Lead Capacity

Personal-Professional Resilience

- Develop capacity to utilize freshman-specific tools from Chicago Public Schools
- Acquire tools and strategies that increase team effectiveness



Preparing
to Lead

NCS FRESHMAN ON-TRACK TOOLKIT

26



Your Professional Support System



Preparing
to Lead

NCS FRESHMAN ON-TRACK TOOLKIT

27



Strengthening Success Team Lead Capacity

TOOL SET

B

Strengthening Success Team
Lead Capacity

Provided by the District and Network for College Success

Freshman Success Collaborative:

- Monthly meetings
- Sharing promising practices
- Problem solving
- Data examination
- Practicing protocols

On-Site Coaching:

- Provided by District or Network for College Success coach
- Support around moving key performance indicators
- Personal-professional goal(s)
- Problem solving



Preparing
to Lead

NCS FRESHMAN ON-TRACK TOOLKIT

28





Strengthening Success Team Lead Capacity

Stages of Team Development

An article that explores the developmental stages of team formation using the authors' personal experiences and research. The article can support new Team Leads to understand each stage as a required and necessary part of the team formation process.

Stages of Team Development

Lessons from the Struggles of Site-Based Management

Nancy Mohr and Alan Dichter



Annenberg
Institute for
School Reform

AT BROWN UNIVERSITY

One major focus of the work of the Annenberg Institute for School Reform is developing and supporting educational leadership with the vision and expertise needed to transform schooling. The Institute's Leadership initiative seeks to influence, support, and sustain models of shared leadership (teacher, principal, superintendent, community) that help to improve student achievement.

As part of its work in promoting effective leadership practices, the Leadership initiative staff convened a group of practitioners affiliated with the Institute's programs to reflect on and write about innovative and effective leadership. Ten of the resulting essays were published in a two-part series on Leadership for Learning in the September 2000 and June 2001 issues of Phi Delta Kappan. A shorter version of "Stages of Team Development" appeared in the June 2001 segment.

The Annenberg Institute for School Reform was established at Brown University in 1993. Its mission is to develop, share, and act on knowledge that improves the conditions and outcome of schooling in America, especially in urban communities and in schools serving disadvantaged children. The Institute pursues its mission in four initiative areas: Leadership, Opportunity and Accountability, District Redesign, and Community-Centered Education Reform.

For more information on the work of the Annenberg Institute, visit our Web site at <www.annenberginstitute.org>.

Nancy Mohr was the founding principal of University Heights High School in the Bronx, where she served for ten years. She currently works as an educational consultant with reform projects and groups of educators throughout the United States and in Australia. She also directs the New York Regional Center of the National School Reform Faculty, affiliated with the Horowitz Teacher Development Center at New York University, and is a consultant to the National School Reform Faculty at the Center for Reinventing Education at the University of Washington. She is the author of "Small Schools Are Not Miniature Large Schools," in William Ayers's *A Simple Justice: The Challenge of Small Schools* (Teachers College Press, 2000).

Alan Dichter was principal of Satellite Academy High School, an alternative high school in New York City, for ten years and also Director of the Lower Manhattan Outreach Center, a program for overage students returning to school. He served as Assistant Superintendent for Charter and New School Development at the New York City Board of Education before assuming his current position as Assistant Superintendent for Executive Leadership Development, conducting programs for aspiring principals and for future superintendents and deputy superintendents. Also at the Board of Education, he helped to create and oversees the Executive Facilitators Academy, which helps leaders develop and practice facilitation skills. He is the author of several articles on leadership and professional development and has consulted widely on issues related to urban school reform.

Nancy Mohr and Alan Dichter live in New York City.

Stages of Team Development

Lessons from the Struggles of Site-Based Management

Nancy Mohr and Alan Dichter

Organization wants to happen. Human organizations emerge from processes that can be comprehended but never controlled.

– Margaret J. Wheatley and Myron Kellner-Rogers
A Simpler Way

We had sensed for some time that something was wrong – site-based management had not been delivering the goods. We formed leadership teams; they met; we shared decision making – but teaching and learning didn't change. "Perhaps too much had been expected from simply the transfer of power," suggest Priscilla Wohlstetter and Susan Albers Mohrman, who have written an extensive study looking at the outcomes of sharing decision making in schools. The idea always was to improve education for kids; but instead what seemed to have happened in many places was that there was another meeting to attend and nothing much else was new. "Is the theory flawed? Is the current wave of decentralization just another swing of the pendulum?" ask these authors, whose study of practice looked at thirty schools in nine school districts, each of which had at least four years' experience with school-based management.

We were asking ourselves the same questions. As principals of alternative high schools in New York City, we each had been deeply involved in

school reform for over fifteen years. Each of our schools struggled incessantly with "group management" at Satellite Academy High School and consensus-based decision making at University Heights High School. During this time, our own experiences and observations, combined with those shared in professional development opportunities with colleagues in other New York schools and around the country, helped us learn a number of valuable lessons.

We saw for ourselves the tremendous power that can be generated within a school when the professional staff genuinely experiences a sense of ownership. But we learned that adult empowerment, for its own sake, is too limited a goal. We found that adult ownership, while necessary, does not in and of itself make learning more powerful for students. We learned how to get beyond ownership as a goal and how to develop professional communities of learners, focused on teaching and learning, that are able to take advantage of the multiple perspectives a community can offer.

Our conclusions, based on hands-on experience, are supported and illuminated by research findings in recent literature. Michael Fullan (1993) cites several studies of site-based-management projects, none of which found evidence of a strong connection between shared decision making per se and student learning. "The point is not that participation in decision making is a bad thing," Fullan cautions, but "that it is not focusing on the right things – the cultural core of curriculum and instruction."

Participation may be necessary in order to build the habits of collaboration, which are essential, but it is not sufficient for improving student outcomes.

Robert Evans (1996) explores the *kinds* of shared decision making that do create a link between adult empowerment, student learning, and leader behavior. “Teachers who are empowered to make decisions about their school will structure their classrooms to empower students in the learning process, encouraging students to take greater responsibility for their own education,” he asserts. “A key point ... is that empowerment’s true target is not teachers or any other constituency, but the school. ... To achieve it requires an authentic leader to take the primary role in both shaping the framework and nurturing the capacity of others to help shape it.”

Fred Newmann and Gary Wehlage (1995) show that higher student achievement has been directly linked to the building of professional communities – groups of educators who regularly meet to discuss each other’s work and to learn from each other about ways to improve teaching and learning. Newmann’s work on authentic learning (1996) points out why some schools in his study had higher student achievement than others. In addition to focusing on student learning, the achieving schools nurtured professional community inside the school and understood that “the promotion of intellectual quality and professional community depended on a complex interaction of cultural and structural conditions.”

The most fundamental conclusion we have drawn is that learning to share decision making in a professional community that focuses on student learning is a developmental process, and each stage of that process offers discrete challenges and opportunities. When teachers form teams in their classrooms, the student groups will go through these

stages. When superintendents work with principals, or their own staff, the same lessons apply. Just as it is useful to remember that our children will and must go through the terrible twos, it’s comforting to remember that even our adult communities will and must go through stages in their development and will have to work through some fairly predictable problems in order to emerge in a more mature state.

We now fully appreciate that the driving question underlying this journey is not “When does shared decision making work and when does it not work?” but rather “What do you have to do to develop a professional community to the point where it is promoting rigor in teaching and learning throughout a school?” We also know that leadership is essential to the successful negotiating of this journey. And we don’t mean only principal leadership; teachers, parents, students, and district administrators must all play essential leadership roles.

The observations that follow illustrate the developmental stages that faculties go through en route to becoming learning organizations. Are these stages as clear-cut and neat as we make them sound? Of course not. We’ve lived through these steps, and, like anyone who has worked with groups, we know that little can be predicted and much can go wrong. But these observations represent years of reflection, and we strongly believe that a thorough understanding of such a complex conceptual framework – one which requires endless work and struggle to implement truly and honestly, but which has the potential to genuinely transform what happens in classrooms for kids – is an indispensable tool on this journey. In that spirit, we would like to share our experiences – some joyous, some not – about how that process plays out, what each stage involves, and what is needed to work through each stage and move on to the next.

The Honeymoon Stage

Emerging Community

This is terrific! Before, I was powerless; nobody even asked my opinion. Finally, I'm part of a group that meets with the leader. At last, I feel valued; I am so happy that my voice is going to be heard.

I'm not always comfortable disagreeing with the group, so far, especially when I have to do it publicly, but it is exciting to feel that we will be able to make real change; soon we'll be making a lot of important decisions.

The eager group may begin by thinking that this is going to be easy. It may forget to build, earlier rather than later, some common goals. Is the intent to give everyone a voice, or is it to improve the intellectual quality of the school? Making decisions without a clear sense of mission or shared vision can create a battleground for personal interests. Now is the time to clarify the method of making decisions: why to make them, how to make them, and which ones are appropriately made by the group. The leader must unapologetically set limits to the scope of the group's initial work. These limits can be open to discussion, but to pretend that everything is up for grabs creates a lack of security inappropriate for group health.

The leader must also be prepared to share and move toward a vision of greater group involvement based on capacity and on priorities. Problems can be averted if consensus is introduced early as the mode. Voting leads to factions, polarization, and a history of resentment, since there are always losers along with the winners. Consensus means having to look for the win-win solution, which is not the same as seeking a 100 percent vote and being held hostage by the hold-outs.

The leader's role in this stage is that of designer. Groups are powerful, not in spite of, but because of having multiple points of view. A variety of viewpoints, however, does not necessarily produce the most creative outcomes. When a group is in the early stages of working together, it does not yet have a lot of collective knowledge. It is sometimes useful for the leader to solicit input, envision a design, and then present a plan to the group. The group can digest it, modify it, and then look for agreement. Another strategy is for the group to brainstorm possibilities, with a small group or a leader putting it together into a design or plan.

What does not work is for a leader to come to the group and say, "How do you want to schedule classes? This is your school, so it's up to you to tell me what you want to do." There is something a bit hostile in this last approach. A leader had better be self-reflective and should be clear if sharing leadership is, in fact, what she/he wants.

.....

Nancy bought bagels for her staff every Friday. It was to thank them for their hard work, a personal way of appreciating them. When students came into her office early in the morning and asked for bagels, she gave them to them as a reward for being early to school. One Friday a teacher expressed her sense that the bagels should be for the teachers only and "proposed" to the staff, for agreement, that there be no bagels for students. What Nancy had to point out was that these were her bagels, purchased with her money, and she was going to give them to whomever she wanted. The teacher in the glow of the Honeymoon Stage thought that teachers would now make decisions about everything that happened in the school. It was disappointing to her to find out that the Friday bagels were not in her purview.

.....

The Conflict Stage

The Honeymoon Is Over

Who made *that* decision? I can't buy in unless I'm a part of what's going on.

I can't work with that group.

We are supposed to be talking about instruction, but we keep arguing about career day, the new schedule, the budget for art supplies, and who's going to teach that split program. When are we going to work on something of substance?

Sometimes I feel like going back to my classroom and closing the door; working with kids is easy compared to this!

This is a natural (and valuable) stage for groups – the stage of emerging controversy. And group development theory tells us that not only is this inevitable, but it is essential to developing a healthy group. “In fact, a group without conflict may be in serious difficulty; points of view are being masked and inhibited, and good solutions cannot be worked out” (Miles 1971). Whether it's a group of two (a marriage) or one hundred (the U.S. Senate), where there are different people, there are different points of view. What really matters is how you learn to deal with those differences. So the very same conflict resolution principles we use for students apply to adults as well: an absolute insistence upon resolving (not hiding) conflicts – combined with a few ground rules for civil discourse – should do nicely for starters.

It is helpful to warn the group that this stage will come – before it happens. Knowing that conflict is inevitable will lessen anxiety. The group would do

well to avoid being overly nice – trying to smooth things over, ignoring problems. Dealing with petty dilemmas skillfully will allow the group to venture into the important (and difficult) issues – ones about teaching and learning. Everyone has to learn how to be a negotiator and/or mediator.

The leader's role in this stage is to help the group manage conflict. First, the leader must make sure that all are committed to working on conflict management. The temptation to avoid dealing with conflict leads to resentment-collection and to the mediocrity that comes of too much compromise. There is also the temptation on the part of the group to revert to being top-down because it's “easier” or “clearer,” and this must be acknowledged and stopped. The leader should resist the urge to say, with pride, “See, they *want* me to make all the decisions.”

The leader in this stage is both a mediator and a teacher of mediation and negotiation. “In the schools in which faculty members were direct with one another and had developed processes for airing controversy, the faculty made changes that endured and grew stronger over time. Where faculty members had no capacity to deal with controversy they were unable to move beyond existing practices” (Wasley et al. 1997). Effective leaders have the courage to confront difficult issues of race, gender, class, etc. But they also “move from being the ones who manage conflicts among group members to being the ones who teach group members how to manage their own conflicts” (Schwarz 1994).

However, effective leaders do not allow the group to be used to settle issues that belong in face-to-face, private conversations: “People around here

are late a lot; I think we should do something about it” could be a legitimate topic for a group to take on if it really is about a slippage in group norms. It could also be a cover-up for the speaker’s unwillingness or inability to assertively confront one person who is chronically late.

Leaders must also help groups set norms.

Good leaders do this publicly, taking every opportunity to reinforce them with the group. This might take the form of reviewing a written document or of routinely reminding people how certain events were consistent with shared agreements. This reinforcement comes from regularly reflecting on how the group is doing and on whether or not the norms are still the ones we believe are important. Leaders continually remind the group about “how we do things around here,” especially when it has been tough to do the right thing. Norms are different from rules – we know we will sometimes fall back, but there are no recriminations when this happens.

.....

In the early days of building a new school, Nancy found that each semester teachers were changing their teaching teams. At first she felt it was good to let people choose the teachers they wanted to work with and encouraged the staff to make adjustments in order to come up with the best configurations. The problem was that eventually there were some people who couldn’t or wouldn’t work with anyone else. Once she realized what was happening, she knew that it had to stop. The building of community in a school has to be more like marriage than dating. Problems have to be worked out. Issues have to be addressed. And you can’t continually change partners rather than work things through. It became clear that the same thing had been happening in classrooms. Students (and teachers) looked forward to the next semester when they could change groupings, hoping that things would be better next time. The school realized that students and teachers became much stronger and wiser when they learned how to work out their differences and learned to stay together over time – leading

to relationships where members had deeper knowledge of one another. When this happened, the teaching and learning could take place on a new level because teachers knew how individual students learned best and students knew that they could work out problems with adults. Adults and students could appreciate each other because of, not in spite of, all their complexity.

.....

Alan’s school, which had four sites, each with its own teacher-director, had had a history of competition among the sites. Resources were either strictly divided or they were allocated through a convoluted reliving of the history: “You got extra funding two years ago.” “Remember that time we let you buy books? Now it’s our turn.” It took an enormous amount of work to redesign the culture of the school to become one in which the greater good could be the deciding factor in how allocations were made. Sites began to see themselves as part of a whole instead of as rival factions. How was this done? The only way changes to a culture take place: over time and through constant reinforcement. Alan had to not only voice the new set of norms and beliefs, but also ensure that they were always being practiced. And he had to do this not as an authoritarian, but as someone whose responsibility it was to regularly remind the group of what it stood for and why it was there. And he had to do it over and over. It took several years; there just was no fast way. They all knew they had “arrived” when the management teams from all four sites readily agreed to a proposal from Alan that one site which was going through a particularly difficult transition be funded for an extra teacher for the entire year simply because they needed it. And rather than resent it, the members of the group spoke about feeling good about their collective ability to get beyond their individual interests.

.....

The Confusion-about-Democracy Stage

What's the Leader Supposed to Do?

Sure, you say I'm empowered, but as long as we have a leader, he/she still holds all of the chips.

Sometimes decisions are made without me – why should I feel buy-in? Furthermore, who decides who gets to make which decisions? We need specific processes and procedures.

If we're a democratic group, why does the leader have more influence than I have? If we're all leaders, why do we need someone in charge? There's always a hidden agenda.

I may be ready for empowerment, but I'm not so sure about the others. I don't know if they're as committed/talented/trustworthy as I am. Maybe it's better to just forget about it and let the leader do it all – then at least we know who to blame.

“The role of school management – principals and superintendents – has not received much attention in SBM [school-based management] plans,” Wohlstetter and Mohrman (1996) note. “Private sector experience has found that such roles are pivotal in successful decentralization.” Groups come to learn that the roles that leaders play are essential – after all, who is going to push us when we get stuck, do that work we'd rather not do, and remind us of our agreements? In fact, without a strong leader making sure these things happen, our “democratic” process sometimes stalls because one or two people dominate the conversation and we all get disgusted. Evans (1996) calls this kind of leadership “authentic”:

Authentic leaders ... want to optimize collective involvement and professional com-

munity, but ... they will not sacrifice substance for process, clarity and focus for a management modality. They do not abandon traditional authority; they use it judiciously, building involvement as they can in a variety of informal as well as formal ways, but asserting themselves as they must. They provide a binary leadership that is both top-down and bottom-up. In this way they avoid the pitfalls that can turn empowerment and collaboration into quagmires and they help school communities deepen the commitment on which improvement depends.

Leadership can vary and move around, but when it comes down to it, no matter how much decision making is shared, there does have to be someone who is in charge – and we have to know who that is. Otherwise, we all can spend an inordinate amount of time either duplicating each other's efforts or waiting for someone to be decisive.

This stage can be confusing to everyone. Wohlstetter and Mohrman (1996) state that “studies of effective public schools agree that a strong central leader, like the principal, is key to successful management. An effective leader can set the school's vision, serve as an instructional leader, coordinate reform efforts and rally support for the school.” Yet, in the same document, under “Why School-Based Management Fails,” the authors caution that

principals who work from their own agenda, not helping to develop a common one ... are perceived as too autocratic by their staffs. ... [T]his often led to a power struggle between teachers and the princi-

pal over who controlled the school. ... Teachers frequently referred to “the principal’s vision” in schools where the leadership was autocratic.

Making sense of all of this is not impossible, but reconciling concepts which seem to be in opposition to each other is what makes the job of the leader so complex and so far above the more clear-cut management hierarchies of the past.

Leaders at this stage must strive to prevent the group from falling into “process worship,” where following the procedures and processes, designed to make sure that voices are heard, becomes the goal rather than the means to an end. Allowing processes to become a substitute for using judgment can lead to well-executed but terrible decisions. Or even worse, it can lead to stagnation and frustration. It’s the leader’s job to regularly prioritize and reprioritize and help the group to keep straight what’s important.

The leader needs to make sure that the changes that are taking place are systemic, not cosmetic. “Schools struggled with SBM when they simply layered SBM on top of what they were already doing” (Wohlstetter and Mohrman, 1996). The leader must not be seen as playing favorites and must keep the process honest. The leader must teach all of the players to develop the habit of consulting one another regularly and must facilitate that consultation, making sure that it happens. And then the leader has to help the group see that it has a responsibility to not only trust each other but to trust the leader as well, just as the leader has trusted them. The leader both models and teaches inclusion. It is not good enough to say, “You had the opportunity to object, participate, etc.” Opportunities not only have to be presented, but promoted. Involvement and involving others are not options. And the leader has to be comfortable being a leader.

One responsibility that must be assumed by everyone involved in an organization where shared decision making is taking place is to avoid the “in-crowd/out-crowd syndrome.” Groups that work effectively within larger organizations understand that they must spend a lot of time communicating with those outside the group – and those outside the group have an equal responsibility for being willing to believe that the group’s purpose is to help the whole and that being a good group member means not wasting one another’s time. This means not whining, not forgetting the real reason you are all there.

.....

Alan’s school was confronted with a problem at one of the sites. There was a staff member who was not an effective teacher, and the staff wanted the teacher-director to deal with the problem. So he did ... and asked the teacher to leave the school. Then the staff was upset, saying it was their right to make decisions and that they had wanted the director to deal with the problem, but not make a decision on his own. They were told that the decision would stand, but that there would have to be an immediate plan for an intervention process so that in the future whenever there was a personnel issue, it would be clear how it would be handled and the process would be known to everyone. There was resistance to making this plan. The crisis was over and they wanted to “move on.” The leader had to insist. This is one example of a changing leadership role. While it was no longer appropriate for the leader to make unilateral decisions, it was essential to take the lead in making sure that there were procedures in place, ones which ensured democratic outcomes and which did not rely on peer pressure alone for accountability.

.....

The Messy Stage

Now Things Are Even Less Clear

This team's work is sloppy; I need more clarity and control.

If this is supposed to make me feel "bought-in," it's not working. I'm working harder now and getting less done.

It's fun to be collegial, but where is it getting us?

I'm still not always comfortable with all of our decisions. Sometimes I don't even remember why I agreed to something. And when we have to include different perspectives – kids, parents, etc. – that really slows us down.

There's no time to do anything right, let alone get to the important issues.

Learning to love risk-taking and ambiguity is a tall order, but it has to happen. It's hard to celebrate mistakes and avoid the safe route. To help it happen, there must be systems in place to maximize communications among all of the members of the group. Instead of a clear line of authority that is very neat but not very effective, there can and should be multiple forms of communicating – a sort of circulatory system for the organism, one which keeps the blood moving.

The organization needs multiple groups with varied tasks and foci. This way the power is truly dispersed throughout the school and is not simply vested in one group instead of the principal. So the next time someone says, "What, another meeting?" there has to be a reminder that meetings, when well run, are truly valuable. The alternative would be to

go back to a clear line of authority with meetings that are used only to transmit information, top-down. Meetings can themselves be learning experiences if run effectively, but that means planning and organization. Wohlstetter and Mohrman (1996) "found that school-based management required a redesign of the whole school organization that goes far beyond a change in school governance."

Another source of messiness is the need to include all stakeholders.

Involving stakeholders ... isn't enough to ensure all voices are heard. ... Decisions that emerge from integrating multiple perspectives are bound to be better than decisions made by a single person or from a single perspective. Yet it takes time and skill to integrate multiple perspectives, especially when there are power differences among the diverse groups. This is a challenge worth meeting if school teams are to think creatively and in new ways to better serve all their students. (Hergert 1997)

The leader's role in this stage is to help the group be comfortable with messiness, pointing out that it's OK and is part of real life. "Comfortable" doesn't always mean relaxed and happy. When members of the group say, "I'm not comfortable with that," they can be gently encouraged to understand that their comfort is not the major goal of the school and that maybe their discomfort is a sign that there is learning taking place. The goal is to feel safe enough to indulge in risk-taking. The leader resists being "Father/Mother Knows Best" and continues to help the group appreciate that it can find a good

route, and that there is no one right answer. The leader cannot and should not try to prevent mistakes from happening. Mistakes should be welcomed, examined, and understood as natural phenomena – a necessary part of learning.

On the other hand, leaders must strive to develop those systems and communications that will eventually bring order out of chaos and follow up, follow up, follow up. Solutions have to be real. Miles (1990) distinguishes between traditional coping (e.g., using normal routines or working harder as the way to solve the problem) and “deep coping,” which is doing whatever has to be done to solve the problem (e.g., change the schedule, provide time, make sure it happens). “Serious reform ... is changing the culture and structure of the school,” says Michael Fullan (1991). “As long as we have schools and principals, if the principal does not lead changes in the culture of the school, or if he or she leaves it to others, it normally will not get done.”

The leader must also lead professional development. Leaders foster professional practice by putting in place processes and structures that promote teacher collaboration and collective responsibility (Lieberman et al. 1988, McLaughlin and Yee 1988). The leader plays a key role in fostering a sense of collective responsibility among the faculty such that problems of teachers’ performance are viewed not as individual failure but as the concern of the whole faculty (McLaughlin and Yee 1988).

It is important for both the leader and the group to begin to see their work as engaging in problem solving and learning, rather than “problem hiding” (McLaughlin and Yee 1988). When the group focuses on learning, it finds that it is making better decisions and that its process becomes more and more seamless (and more efficient). As the group sees itself learning together through professional dialogue, through seeking out information

and evidence, through self-reflection and a feedback process, then they are moving to becoming a professional community. The group and the leader are able to now use the skills they were developing in earlier stages. “Learning and improvement of performance will occur only from serious peer and group assessments of how well their own judgments are working” (Louis and Miles 1990).

There is a particular problem of messiness for the leader, who is expected to simultaneously strengthen cross-fertilization and collaboration; maintain calm, order, and the sense that someone is in control; promote strong cultural norms, values, and beliefs; and include everyone’s voice in setting the agenda. Making sense of these seemingly disparate goals is the hard but critical work of the leader in this stage.

.....

Nancy came to understand that her role as the professional development leader of the school meant that she not only had the responsibility to design and run professional development activities at staff meetings (where announcements were banned), but she also spent her entire day in a variety of meetings – leadership team, curriculum planners, office staff, long-term planners, etc. Each of these meetings was a part of the professional development web in the school. But the realization grew that it was simple enough to spend meeting time perseverating about details. So, the rule became that every meeting would have as half of its agenda a professional topic, and that the topic would come first, not after the business (when it frequently didn’t happen at all). This became a school community habit and each team that met understood that its purpose, first and foremost, was to learn together, and this included reading articles and building on prior knowledge. For Nancy, as the principal, it meant doing all of those other principal’s chores early in the morning and late in the day. She felt it was worth it to keep these multiple conversations going.

.....

The Scary Stage

Where's the Authority and Accountability?

I know I said I wanted to be a part of a professional community, but maybe “they” do know better than we. Actually, I sometimes hope so, because I feel less and less sure about what should happen.

Whose fault is it if something goes wrong? Suddenly I don't feel so powerful, I just feel more of a heavy responsibility.

Where's the validation; what are the rules?

I'm just not sure I want to be responsible for talking about what's going on in other people's classrooms, about what standards should be, about what we should teach. After all, if we open that up, then I have to be willing to hear stuff about my own work, and that is truly scary.

Participation in making decisions does not in any way ensure that the group automatically takes on real responsibility for what happens; in fact, it can sometimes get the urge to back off and look around for someone or something to blame. Evans (1996) remarks that “few teachers, it seems, want to be fully empowered and collegial.”

It is important that the group build an accountability system that ensures its work is based on substantive information and data and not solely on the opinions and preferences of its members. Accountability is built on the lateral flow of information sharing and on the group's ability to critique itself. It is in this stage that the group begins to see itself as a professional learning community rather than merely a decision-making group. It really is

moving into genuinely shared leadership. Once this happens, the group sees that what makes a true professional community is a systemic approach to a “collective rather than individual accounting for school outcomes” (McLaughlin and Yee 1988). Now the group is shifting to an instructional focus and aligning its teaching practice with those values and beliefs by using reflective practice and dialogue.

What can be really scary is when there is no improvement in student performance after the group has been working so hard. Remember the findings: higher student achievement has been directly linked to the building of professional community (Newmann and Wehlage 1995). So the group has to make sure it is not only working hard, but working together in productive ways. Wasley, Hampel, and Clark (1997) describe some of the key conditions that foster teacher learning (see sidebar).

By now, the group will have a history of successfully dealing with challenges. The leader's role at this stage is to move the group from its initial successes toward the next stage: public accountability. The leader reminds the group of what has been learned and cites specific examples of the group exceeding its own expectations. The leader reminds the group that it has already been accountable in many ways and that institutionalizing a collective accountability is the last challenge. Having built in the habit of reflection, the leader will now find the group ready to be more publicly accountable. This will not, however, be an instinctive next step. The courageous leader starts by being self-reflective and then helps the group to hold a mirror up to itself.

KEYS TO FOSTERING TEACHER LEARNING

- Time: “Few faculty or central office staff or state departments have yet created adequate conditions for adult learning in their schools.”
- Collegiality: “Despite the fact that we have understood the importance of collegiality for a number of years, most schools maintain a strong culture of individuality and isolation.”
- Analytical capacity: “Reflective activity needs to be more critically analytical. ... [Teachers] need to ask themselves why they are attempting new techniques; ... then they need to examine whether the changes they are attempting are getting what they hoped for. ... To be more critically analytical, teachers need to develop the skills of giving and receiving regular feedback on their work in classrooms.”
- Expertise: “Teachers need a readily available support system of experts who are knowledgeable. ... A common practice is to suggest that a teacher who has been out to a workshop function as the resident expert for the school. Unfortunately, sophisticated understanding takes a great deal more time and effort.”

(from Wasley et al. 1997)

.....

Peer assessment and accountability in Alan’s school had, over the years, come to exist more in theory than in practice. People met in “peer groups,” having found many reasons not to visit one another’s classes; or, if they did visit, by all accounts they gave each other very superficial and very positive feedback. There was a growing concern that a number of teachers who were in need of substantial support and help were, in fact, not getting the kind of “critical friendship” they needed. In order to revitalize this theoretically existing procedure, Alan kept bringing the question to the table: What are we doing about this? Let’s share examples. Let’s be a problem-solving group. Why are we resisting? What is so difficult about giving and getting critical feedback? How can we stop letting ourselves off the hook? He would hear from staff members privately that they were concerned, but they were reluctant to say it out loud. His goal was to make that voice public. His job was not “enforcer” but “relentless advocate” for the group to grow and collectively look at the problem, to make sure that the environment was safe, that there was respect, and that there was a reduced tolerance for collective denial.

.....

The Mature-Group Stage

A Professional Learning Community

Finally, we're proactive and make our own agendas rather than reacting to those of others. We also have learned to be inclusive and are avoiding "us" and "them" scenarios.

We have learned to focus on learning as a group rather than making decisions before we have enough knowledge. In fact, we have realized that the point is to make high-quality decisions – ones that are better because they include more points of view.

We realize that we have to give up some of our own preferences in order to see the bigger picture and to work on the common good. We can agree to delegate more often, and while we seek critical feedback, we don't waste each other's time in micro-management.

Our meetings are themselves now professional development opportunities instead of battlegrounds for issues.

Now, finally, we're talking about teaching and learning and about raising standards, not merely "setting" them. And we're all taking responsibility for making sure that happens; we've stopped pointing the mental finger at one another.

The leader's role in this stage is to keep the group from becoming complacent, making it clear that "we'll probably never be 'there,'" and that there is always a next step in the cycle of assessment and reforming. But, at the same time, the leader helps the group appreciate the habits they have institu-

tionalized and the cultural norms that support the progress that has been made.

.....

In Alan's school, annual reports, a synthesis of teacher reflections, were written by each of the four sites. In order to maintain this valued but burdensome expectation, he instituted a process that improved its chances of being valued by the school community. Not only were copies shared with everyone (an accountability strategy) but the leaders of the sites spent two hours critiquing the overall report. Routinely, these reports were introduced by a reminder of the number of years the school had done this, and a ten-year timeline was developed tracing the critical growth of the school directly through these documents. And while everyone still found the process burdensome, no one would consider finishing out the year without an annual report. And everyone made sure their reflections were included.

.....

The concept of the "church year" helped Nancy understand what she had to do in her school. Having grown up a minister's daughter, she was very familiar with the cycle but never quite understood its value. Every October there was an appreciation of the harvest. There were the same lessons, the same hymns, even the same colors used. In her school, it became clear that October had a different meaning – it was the "conflict month." After the "honeymoon" of September, there were inevitably squabbles among students and even among staff. It helped enormously to anticipate this and say, "October is coming." This reminded the school community to have conversations in family groups about handling conflict and to have staff meetings where there were reviews of the procedures needed and the ways to prevent conflict from becoming combat. Not only were new members of the community introduced to the habits and the culture of the school, but older members were honored for their roles in the school's history and at the same time had their memories jogged.

A Transforming Experience

In our years of evolving understanding about leadership, empowerment, and professional community, we learned, as principals, to be better learners and teachers ourselves. It was simply not good enough to hope learning would happen because we set up structures, brought in outside experts, and/or sent teachers to workshops. Authentic learning required an authentic learning community, one that learned from research, from its own experience, and from its own analysis of that experience. And all of that required that we do the same thing.

Forming a learning community was like planning for a class – and we learned that just as a good teacher would not dream of teaching in a rigid, arbitrary manner, neither would she/he initially turn it over to the students. Good teachers know it is their job to teach the students how to be good learners, how to take on responsibility, and how to value one another's voices. And good teachers do not leave it to chance. It's no different for good leaders.

We found that developing and participating in a genuine learning community, with shared decision making focused on student learning, is more than a task; it is a changed way of being. For a group to learn to see professional development as a collective rather than as an individual responsibility, it must challenge deeply ingrained ways of doing things. John Goodlad (1994) comments on this same realization in a broader forum:

It is difficult for many and impossible for some groups and enterprises to align their self-interests with the public good, and that is what an educative role in the positive sense invariably requires. It is equally difficult for a public which was educated much more for individual devel-

opment and competition than for personal responsibility and community welfare to sort out the degree to which adversaries are indeed locked in struggles that affect us all when one side claims to be for the common good. ... Such matters are not part of the human conversation for most of us.

We also learned that a genuine learning community must never forget that building consensus and focusing on adult learning are not ends in themselves but only a starting place, a structure that works no miracles unless it is used wisely and well. These efforts are only really useful if student achievement is the overarching goal. Focusing on adult learning requires, paradoxically, that we not focus on ourselves, our needs, and our comfort level. Rather, our learning has to be about what works for kids, whatever it takes. Whenever we lose sight of that, we squander precious time and energy.

None of this happens overnight. By being prepared for the problems that adult groups will encounter as they struggle with how to work together effectively to increase student learning, educators can mindfully evolve, stage by stage, into true learning communities. They will learn to view power differently, to make learning more meaningful for kids, and maybe even to model a just and democratic mini-society.

REFERENCES

- Evans, R. (1996). *The Human Side of School Change: Reform, Resistance, and the Real-Life Problems of Innovation*. San Francisco: Jossey-Bass.
- Fullan, M. (1993). *Change Forces: Probing the Depths of Educational Reform*. London: Falmer Press.
- Fullan, M. (1991). *The Meaning of Educational Change*. New York: Teachers College Press.
- Goodlad, J. I. (1998). *Educational Renewal: Better Teachers, Better Schools*. San Francisco: Jossey-Bass.
- Hergert, L. F. (1997). "Turning Diversity into a Strength for Decision Making," *Journal of Staff Development* (Summer), pp. 12–15.
- Lieberman, A., E. Saxl, and M. B. Miles (1988). "Teacher Leadership: Ideology and Practice." In A. Lieberman (Ed.), *Building a Professional Culture in Schools*. New York: Teachers College Press.
- Louis, K. S., and M. B. Miles (1990). *Improving the Urban High School*. New York: Teachers College Press.
- McLaughlin, M., and S. M. Yee (1988). "School as a Place to Have a Career." In A. Lieberman (Ed.), *Building a Professional Culture in Schools*. New York: Teachers College Press.
- Miles, M. B. (1971). *Learning to Work in Groups*. New York: Teachers College Press.
- Newmann, F. M. (1996). *Authentic Achievement – Restructuring Schools for Intellectual Quality*. San Francisco: Jossey-Bass.
- Newmann, F. M., and G. G. Wehlage (1995). *Successful School Restructuring*. Madison: University of Wisconsin, Center on Organization and Restructuring of Schools.
- Schwarz, R. M. (2000). *The Skilled Facilitator: A Comprehensive Resource for Consultants, Facilitators, Managers, Trainers, and Coaches*. New and revised. San Francisco: Jossey-Bass.
- Wasley, P., R. Hampel, and R. Clark (1997). *Kids and School Reform*. San Francisco: Jossey-Bass.
- Wheatley, M., and M. Kellner-Rogers (1996). *A Simpler Way*. San Francisco: Berrett-Koehler.
- Wohlstetter, P., and S. A. Mohrman (1996). "Assessment of School-Based Management," Studies of Education Reform, U.S. Department of Education Online Library. Available at <www.ed.gov/pubs/SER>.



Annenberg
Institute for
School Reform

AT BROWN UNIVERSITY

Box 1985
Providence, RI 02912

tel. 401.863.7990
fax. 401.863.1290



Strengthening Success Team Lead Capacity

Developing Your Upward Management Plan

A presentation that provides a sample plan for Team Leads to better understand upward management as a key lever for leadership. The presentation describes upward management and offers strategies for supporting Team Leads to establish regular communication with principals.

Developing Your Upward Management Plan

Freshman Success Collaborative
Summer Conference

August 30, 2010

Three Realms of Upward Management

- Communication protocols
- Scheduled encounters
- Professional credibility

Strengthening Success Team Lead Capacity

TOOL SET

B

Strengthening Success Team
Lead Capacity

Communication Protocols

What is your principal or administrator liaison's:

- Communication style? (see Communication Styles Matrix in Tool Set B)
- Communication preference? (email, face-to-face interaction, phone, hard copy memo)

Who is CC'd on meeting agendas, minutes, memos, etc.?



NCS FRESHMAN ON-TRACK TOOLKIT

4



TOOL SET

B

Strengthening Success Team
Lead Capacity

Communication Protocols

Some Rules of Thumb:

- Agendas sent to principal or administrator liaison 48 hours prior to team meetings
- Other items requiring approval are delivered to principal or administrator liaison in a timely manner
- Turn around meeting minutes within 48 hours



NCS FRESHMAN ON-TRACK TOOLKIT

5



Strengthening Success Team Lead Capacity

TOOL SET

B

Strengthening Success Team
Lead Capacity

Scheduled Encounters

- Sacred, regular meeting time
- Identify standing agenda items
 - Examples: team successes and obstacles toward goals; action items; and specific needs impacting the work
- Archive of documented dialogue
 - Examples: meeting minutes; and formal/informal conversations with team members



NCS FRESHMAN ON-TRACK TOOLKIT

6



TOOL SET

B

Strengthening Success Team
Lead Capacity

Professional Credibility

- Objectivity
- Preparedness
- Quick admission of mistakes
- Documenting and archiving dialogue



NCS FRESHMAN ON-TRACK TOOLKIT

7



Strengthening Success Team Lead Capacity

TOOL SET

B

Strengthening Success Team
Lead Capacity

Next Steps

- Take a moment to digest what you've heard
- What are your immediate next steps?



Strengthening Success Team Lead Capacity

Thirteen Tips to Effective Upward Management

An article that provides practical strategies for upward management, tips for common personality types for upward managers, and how to avoid missteps.

PM WORLD TODAY – PM TIPS & TECHNIQUES – SEPTEMBER 2008

Thirteen Tips to Effective Upward Management

By Lonnie Pacelli

So let's get right into this....

Have you ever known a manager who held great respect of his or her team but was not respected by his or her management? Or maybe you've had a manager that just couldn't get things done effectively because he or she just didn't know how to "work the system"? Or even still, are you are a manager who is continually frustrated because you can't get your manager to do what you need him or her to do? If any of these sound familiar to you, welcome to the world of ineffective upward management.

Upward management is one of those skills that some do very well, many never seem to master, and virtually all learn only through on-the-job lessons-learned. When done well, both the manager and employee work as a team to ensure each other is informed, address problems before they spin out of control, and be more effective at managing. When done poorly, both manager and employee are not only ineffective at getting the job done but are chronically frustrated due to mis-steps and surprises.

Through the years I've come to categorize most poor upward managers into four personality types:

- **The Brown-Noser** - This is the employee who treats his boss as some kind of rock star and constantly searches for what his boss wants to hear. Rather than upwardly managing, the brown-noser upwardly affirms whatever it is the boss is thinking.
- **The Rebellious Teenager** - This is the employee who consciously conceals information from her boss because she wants to demonstrate that she can get things done without help from her boss. Rather than upwardly managing, the rebellious teenager keeps her manager in the dark by withholding information.
- **The Cowardly Lion** - This is the employee who simply is afraid to share information with his boss because he fears his boss' reactions. Rather than upwardly managing, the cowardly lion avoids sharing information unless completely painted into a corner.

- **The Erupting Volcano** - This is the employee who subscribes to the "more is better" school of information management and will tell her manager every gory detail of every single event every single day. Rather than upwardly managing, the erupting volcano spews data like hot lava and forces her manager to pick out the important facts.

So how do you avoid miss-steps in managing upward? Give this baker's dozen a look and see if one or two of these nuggets can help you be a better upward manager:

- **#1 - Understand your boss** - Think about how your boss likes to communicate; does she prefer written emails or verbal discussion? Does she like structured one-on-one meetings or informal chats? Get a clear understanding of how your boss likes to engage and adapt your style to her style.
- **#2 - Stick to objective facts** - When presenting information avoid emotionally-biased assessments. Sure, you may have put your heart and soul into a project but if the project no longer makes business sense to do then it's your responsibility to put personal feelings aside and do the right business thing.
- **#3 - Don't dump problems on his or her doorstep that you should be solving yourself** - Yes, your manager has greater responsibility than you, probably gets paid more than you, and most likely has more organizational influence than you. That doesn't mean you get to delegate things you should be solving yourself. Handle the problems that you're paid to handle and enlist your boss for the stuff that requires his influence in the organization.
- **#4 - Be specific about what you need** - Whether it be money, resources, or some other form of assistance, be very specific about what you need, why you need it, and what will happen if you don't get what you need. Credible objectivity is crucial here: if it looks as if you are "stacking the deck" by exaggerating consequences or embellishing benefits you're likely to not get what you need. Also, subsequent asks are going to be viewed with greater skepticism.
- **#5 - Don't ever give reason for your boss to question your credibility** - Simply put, if you get caught stretching the truth on even the smallest of facts, you've now given your boss reason to question not only the little things but

also the big things. You've got to stay pure with your boss and protect your integrity by never allowing your credibility to be put to question.

- **#6 - Don't manage upward at the expense of managing downward** - I've known one too many managers who did a great job of keeping his boss happy but had a team that wanted to string him up by his thumbs. Look, at some point in time those that manage up at the expense of managing down will get found out and will have to pay the piper. Don't play Russian roulette with your career by keeping your boss comfy while ticking off your team.
- **#7 - Respect your boss' time** - Got a meeting with your boss? Show up on time, come prepared to discuss whatever topics need discussing, and end the meeting on time. Your boss is busy and her time should be utilized as effectively as possible. Don't let your boss see your meetings with her as a waste of time.
- **#8 - Diligently follow through on commitments** - So your boss asks you to complete an assignment by tomorrow. You agree to meet the commitment. The deadline passes and you haven't met the commitment and all you can offer up is some lame excuse. Sheesh. Even if you think an assignment given to you is the dumbest assignment on earth, if you've made a commitment to do it then meet the commitment. Not following through shows a lack of respect for your boss and breeds distrust.
- **#9 - Present options** - In decision making managers like to see alternatives and the consequences associated with each alternative. Some of the best decision making meetings I've been in with my bosses have been where we had meaningful dialogue around two or three viable options to resolving a tough problem. My job in the process was to frame up the options, provide facts to support each option, and provide a recommendation. Sometimes the recommendation was taken, sometimes not; the most important thing was that a good decision was made because there was good informed discussion.
- **#10 - Make your boss look good** - Let's say that your boss is due to make a presentation to his boss and is relying upon you to provide some critical information. You give your boss the information he needs and he presents it to his boss. He then gets fricasseed because the information is wrong. Guess whose office he stops at first on his way back from getting barbecued? Simply put, don't put your boss in a situation where he looks bad in front of his management; you've not only hurt your credibility, you've hurt his credibility.

- **#11 - Don't suck up** - Telling your boss what she wants to hear can label you as a spineless know-nothing who doesn't have the intestinal fortitude to manage effectively on your own. You'll not only quickly lose the respect of your team, your boss will ultimately see through you and not respect your leadership abilities. Sure, you may get the occasional self-absorbed manager that craves shameless idolatry; but by and large bosses view sucking up as incompetence.
- **#12 - No surprises** - Ever tell your boss that your project is on schedule and on budget then at the last minute spring a huge schedule or budget slip on her? Particularly early in my career I've had this happen more than once. For it to happen more than once is shameful to say the least. Bosses don't like surprises where they are forced to accept a problem without having the option to try to fix it before it got out of control. When you see problems make sure you inform your boss; just make sure you're working diligently to resolve the problem and not just to cover your @\$\$.
- **#13 - Admit mistakes...quickly** - Look, screw-ups happen. Heaven knows that I've got more screw-ups to my name than many managers will ever see. The important thing is to own up to your mistakes quickly and outline what you are going to do to rectify the mistake. Being the last one to recognize you've made a mistake just diminishes your credibility, so own up to those gaffes and get to work fixing them.

Upward management: sometimes a real pain, many times a diversion, but always a necessity. Take stock of your upward management skills and see where you might need to tie up some loose ends using some of these nuggets.

About the Author:



Lonnie Pacelli

Author



Lonnie Pacelli is an internationally recognized project management and leadership author and consultant with over 20 years experience at Microsoft, Accenture and his own company, Leading on the Edge International. Read more about [Lonnie](#), subscribe to his [newsletter](#), see his [books](#) and [articles](#), and get lots of free self-study [seminars](#), [webcasts](#) and [resources](#).



Strengthening Success Team Lead Capacity

Upward Management Plan Checklist

A checklist that guides Team Leads to develop an upward management plan focused on communication protocols and scheduled encounters.

Strengthening Success Team Lead Capacity

Upward Management Plan Checklist

Communication Protocols

- Preferred method of communication for principal or administrator liaison:

- Does principal get CC'd on communications with liaison? _____
- I make sure the meeting agenda is sent to my principal or administrator liaison for approval at least 48 hours prior to the team meeting
- I make sure items requiring approval are brought before the principal or administrator liaison in a timely manner

Scheduled Encounters

- I am scheduled to meet with my principal or administrator liaison weekly/semi-monthly on matters related to freshman success
- Our agreed-upon standing agenda items include:
 - _____
 - _____
 - _____
 - _____
- I make sure my principal or administrator liaison receives the meeting minutes within 48 hours, including:
 - Summary of discussion
 - Action items, including owner and due date
- I keep an electronic/hard copy archive of the meeting minutes



Strengthening Success Team Lead Capacity

Communication Styles Matrix

An overview of four common communication styles that can be found on any team and how Team Leads can make the appropriate responses for each style.

Communication Styles Matrix

FACTORS	EXRESSER	DRIVER	RELATER	ANALYTICAL
How to Recognize	They get excited.	They like their own way: decisive & strong viewpoints.	They like positive attention, to be helpful, & to be regarded warmly.	They seek a lot of data, ask many questions, behave methodically & systematically.
Tends to Ask	Who? (the personal dominant question)	What? (the results-oriented question)	Why? (the personal non-goal question)	How? (the technical analytical question)
What They Dislike	Boring explanations & wasting time with too many facts.	Someone wasting their time trying to decide for them.	Rejection, treated impersonally, uncaring & unfeeling attitudes.	Making an error, being unprepared, & spontaneity.
Reacts to Pressure and Tension by	“Selling” their ideas or being argumentative.	Taking charge or taking more control.	Becoming silent, withdrawing, & being introspective.	Seeking more data & information.
Best Way to Deal with	Get excited with them. Show emotion.	Let them be in charge.	Be supportive; show you care.	Provide lots of data & information.
Likes to Be Measured by	Applause, feedback, recognition.	Results & goals.	Friends & close relationships.	Activity & business that leads to results.
Must Be Allowed to	Get ahead quickly. Likes challenges.	Get into a competitive situation. Likes to win.	Relax, feel, care, & know you care.	Make decisions at own pace, not cornered or pressured.
Will Improve with	Recognition & some structure with which to reach the goal.	A position that requires cooperation with others.	A structure for goals & methods for achieving each goal.	Interpersonal & communication skills.
Likes to Save	Effort. They rely heavily on hunches, intuition, feelings.	Time. They like to be efficient & get things done now.	Relationships. Friendship means a lot to them.	Face. They hate to make an error, be wrong, or get caught without enough info.
For Best Results	Inspire them to bigger & better accomplishments.	Allow them freedom to do things their own way.	Care & provide detail, specific plans & activities to be accomplished.	Structure a framework or “track” to follow.



Strengthening Success Team Lead Capacity

Dealing with Difficult People in Meetings

An article that explores challenging personality types and provides tips to create collaborative meetings.

[Click here to read >>](#)



Strengthening Success Team Lead Capacity

Reframing Organizations: Artistry, Choice, and Leadership

An article that summarizes Bolman and Deal's Four Frames organizational theory (structural, political, human resources, and symbolic) by which leaders can view their work.

Reframing Organizations: Artistry, Choice, and Leadership

BOOK REVIEW

Christian T. K.-H. Stadtländer

Reframing Organizations: Artistry,
Choice, and Leadership

Lee G. Bolman and Terrence E. Deal

(Jossey-Bass, San Francisco,
California, U.S.A.; 2003; ISBN 0-
7879-6427-1) U.S. \$38.00

Organizations are complex entities, often difficult to understand. Many factors make organizational life complicated, ambiguous, and unpredictable. The biggest challenge for managers and leaders is to find the right way to frame our organizations in a world that has become more global, competitive, and turbulent. The book by Bolman and Deal is a marvelous work on understanding how organizations function. It also provides practical suggestions for reframing organizations in order to adapt them better to current business realities.

Bolman and Deal focus on both management and leadership. The authors believe that organizations face several dangers. If, for example, an organization is overmanaged but underled, it will eventually lose any kind of sense of purpose and spirit. On the other hand, a poorly managed organization with a strong and charismatic leader may soar briefly only to experience a significant downfall shortly thereafter. Bolman and Deal suggest that we need today more people in managerial roles who can deal with organizational confusion and chaos by establishing order and finding simplicity; we need managers who love their work and organizations, and respect the people whose lives they affect. Leaders should be both artists and analysts, who are flexible and versatile enough to reframe their experience, as well as constantly seek new issues and discover possibilities. The authors also suggest that leaders and managers should view management more as a moral and ethical undertaking and should attempt to combine business realism with a passionate commitment to larger values and purposes.

In *Reframing Organizations*, Bolman and Deal concentrate mainly on organization theory's implications for practice. This makes their book not only extremely valuable for managers and future leaders of organizations but also for management consultants who advise managers and leaders on a variety of organizational issues. The authors use a four-frame model (structural, human resource, political, and symbolic), indicating that the same situation can be viewed in at least four different ways. Each of these frames is distinctive, coherent, and powerful, yet

when taken together, they help capture a comprehensive picture of an organization's situation. These frames can be used to identify what is wrong in organizations and what can be done to correct it.

The four frames have their own image of reality. Each frame can be characterized as follows: (1) The Structural Frame (metaphors: Factory or machine) emphasizes goals, specialized roles, and formal relationships; this frame can be used to organize and structure groups and teams to get results and fit an organization's environment and technology. (2) The Human Resource Frame (metaphor: Family) sees the organization through the lens of human needs, emotions, skills, and relationships; the goal is to align organizational and human needs to build positive interpersonal and group dynamics. (3) The Political Frame (metaphor: Jungle) has to do with power, conflict, competition, and organizational politics; this frame can be used to cope with power and conflict, build suitable coalitions and hone political connections, and deal with both internal and external politics. (4) The Symbolic Frame (metaphors: Carnival, temple, or theater) sees organizations as cultures, propelled more by rituals, ceremonies, stories, heroes, and myths than by rules, policies, and managerial authorities; the goal of this frame is to shape a culture that gives a purpose and meaning to workers, provides organizational drama for internal and external audiences, and build team spirit through ceremony and story.

The theories presented in this book were derived from research conducted with a variety of organizations from different sectors around the globe. Bolman and Deal analyzed organizations such as McDonald's in India, Citibank, Enron, Kodak, Harley-Davidson, Volvo France, NASA, the U.S. Air Force, Nordstrom, Harvard University, and the U.S. Congress in regard to individual aspects of the organizational frames. This approach makes the four-frame model relevant and applicable to any type of domestic and international organization.

Bolman and Deal believe that multi-frame thinking requires elastic movement that lies beyond narrow and mechanical approaches for understanding

organizations. When managers and leaders apply the holistic model, they view organizations through all four frames (people, power, structure, and symbols); this gives them an array of options and development opportunities. For example, people in organizations will improve on bargaining, become more open to training, learn how to celebrate success, and lose fear of reorganizing and reframing; they suddenly see the need to develop creativity, risk-taking, and playfulness; they will find the right questions and answers, and search for a deeper meaning and faith despite chaos and confusion; this eventually leads to the development of passionate, committed, flexible, and ethical, as well as understanding and responding managers and leaders who move the organization forward in a constantly changing business environment.

The book also provides the reader with information about important articles and books published in this field. A series called "Greatest Hits from Organization Studies" is displayed as sidebars throughout the book and represent valuable summaries of key ideas from the most influential works in the scholarly literature as well as summaries of management best-sellers. For this, the authors developed two lists: (1) The "greatest hits" as rated by scholars and (2) Best-sellers as represented in the list of Business Week. A summary of these lists is provided in the Appendix.

The book concludes with a section on improving leadership

practice by applying the four-frame model. More specifically, various issues related to the challenges of leadership are discussed, including integration issues, opportunities and perils, the distinct image of leaders and leadership, creating change, as well as ethics and spirit. Bolman and Deal then illustrate the process, art, and choice of reframing an organization by following a new principal through his first week in an urban high school. This high school is used as an example for an organization in trouble, similar to a corporation in crisis, a struggling hospital, or an embattled public agency. This case study essentially demonstrates how Bolman and Deal's theories would play out in practice by applying the four-frame model to a real world problem.

All in all, I found this book to be superbly written and well illustrated. It provides the reader with a 19-page list of cited references useful for further in-depth study of management topics related to organizational issues. This book is a useful text for managers and leaders who want to learn more about the functioning of organizations. It is also a superb guide for consultants who advise in organizations junior and senior managers, section leaders, and executives. Finally, this book is an excellent text for graduate students and scholars in business and education schools who are interested in learning how organizations function by studying the basics, cases, and applications of organizational theory and behavior.

Author

Stadtländer, Christian T. K.-H. Ph.D., 3267 North View Lane, St. Paul, Minnesota, 55125-8402, U.S.A. Email: ctstadtlande@stthomas.edu or jmpstadtlander@aol.com.

Christian Stadtländer received his Ph.D. from the University of Hanover, Germany, and his M.B.A. and M.I.M. from the University of St. Thomas in Minneapolis-St. Paul, Minnesota. His current research interests include business ethics and leadership, strategic management, and organizational behavior.



Strengthening Success Team Lead Capacity

Intervention Interview Protocol

A protocol that focuses on intervention design and implementation through the lens of Boleman & Deal's Four Frames. Intended to be completed as a small group activity, the protocol helps Team Leads arrive at concrete next steps for revamping an intervention plan.

Intervention Interview Protocol

Overview

This protocol is designed to help Success Team Leads consider the team's interventions by exploring questions written through the lens of Bolman and Deal's four leadership "frames" or "orientations." Participants should take the self-assessment on the following pages to identify their leadership frame/orientation prior to engaging in the protocol. Doing so will help the Team Lead consider implications for practice and possible next steps.

Time

65–75 minutes if self-assessment is not already completed; 55 minutes if already completed

Materials

Copies of each page of the protocol
Watch/timer

Rotating Roles

Interviewer (who also serves as timekeeper), Interviewee (optimally the Team Lead or On-Track Coordinator), Scribe

Process

1. Make sure participants complete the Leadership Orientations Self-Assessment. (10-15 minutes)
2. Once leadership orientations are identified, participants read through each of the roles, noting that all participants will serve in each of the three roles during the protocol (interviewer, interviewee, and scribe). State that the purpose of this protocol is to deepen and broaden the perspective of the interviewee and that the interviewee reserves the right to decline answering questions for which s/he currently holds no answer. (8 minutes)
3. Divide participants into triads and select initial roles. The interviewer begins with contextual openers (on the interviewer's sheet) and interviews the interviewee for 8 minutes. The scribe follows along and takes notes in the appropriate boxes on the scribe sheet. Within the time allotted, the interviewer may not ask all the questions on the sheet. This is okay. (8 minutes)
4. At the conclusion of the interview round, the scribe reads the notes s/he wrote to the interviewee. The notes are given to the interviewee. (5 minutes)
5. Members of the triad then rotate roles and repeat steps 3 and 4, completing two more rounds of interviews so that every member of the triad has been interviewed, has served as scribe, and has served as interviewer. (13 minutes per round x 2 rounds = 26 minutes)

Intervention Interview Protocol (cont.)

Overview

Debrief Questions (5 minutes)

- Content: What insights arose for you? What next steps are you considering as a result?
- Process: What worked? How might you use this process in your work with the team?

Intervention Interview Protocol

Leadership Orientations Self-Assessment

This questionnaire asks you to describe yourself as a manager and leader. For each item, give the number “4” to the phrase that best describes you, “3” to the item that is next best, and on down to “1” to the item that is least like you.

1. My strongest skills are:

- _____ a. Analytic skills (ST)
 _____ b. Interpersonal skills (HR)
 _____ c. Political skills (PL)
 _____ d. Flair for drama (SY)

2. The best way to describe me is:

- _____ a. Technical expert (ST)
 _____ b. Good listener (HR)
 _____ c. Skilled negotiator (PL)
 _____ d. Inspirational leader (SY)

3. What has helped me the most to be successful is my ability to:

- _____ a. Make good decisions (ST)
 _____ b. Coach and develop people (HR)
 _____ c. Build strong alliances and a power base (PL)
 _____ d. Inspire and excite others (SY)

4. What people are most likely to notice about me is my:

- _____ a. Attention to detail (ST)
 _____ b. Concern for people (HR)
 _____ c. Ability to succeed, in the face of conflict and opposition (PL)
 _____ d. Charisma (SY)

5. My most important leadership trait is:

- _____ a. Clear, logical thinking (ST)
 _____ b. Caring and support for others (HR)
 _____ c. Toughness and aggressiveness (PL)
 _____ d. Imagination and creativity (SY)

6. I am best described as:

- _____ a. An analyst (ST)
 _____ b. A humanist (HR)
 _____ c. A politician (PL)
 _____ d. A visionary (SY)

COMPUTING SCORES

Compute your scores as follows:

$$\text{ST} = 1a + 2a + 3a + 4a + 5a + 6a$$

$$\text{HR} = 1b + 2b + 3b + 4b + 5b + 6b$$

$$\text{PL} = 1c + 2c + 3c + 4c + 5c + 6c$$

$$\text{SY} = 1d + 2d + 3d + 4d + 5d + 6d$$

Intervention Interview Protocol

Leadership Orientations Self-Assessment (cont.)

Interpreting Scores

1. **Structural (ST)** leaders emphasize rationality, analysis, logic, facts, and data. They are likely to believe strongly in the importance of clear structure and well-developed management systems. A good leader is someone who thinks clearly, makes the right decisions, has good analytic skills, and can design structures and systems that get the job done.
2. **Human resource (HR)** leaders emphasize the importance of people. They endorse the viewpoint that the central task of management is to develop a good fit between people and organizations. They believe in the importance of coaching, participation, motivation, teamwork, and good interpersonal relations. A good leader is a facilitator and participative manager who supports and empowers others.
3. **Political (PL)** leaders believe that managers and leaders live in a world of conflict and scarce resources. The central task of management is to mobilize the resources needed to advocate and fight for the unit's or the organization's goals and objectives. Political leaders emphasize the importance of building a power base: allies, networks, coalitions. A good leader is an advocate and negotiator who understands politics and is comfortable with conflict.
4. **Symbolic (SY)** leaders believe that the essential task of management is to provide vision and inspiration. They rely on personal charisma and a flair for drama to get people excited and committed to the organizational mission. A good leader is a prophet and visionary, who uses symbols, tells stories, and frames experience in ways that give people hope and meaning.

COMPUTING SCORES

Compute your scores as follows:

$$\text{___} \text{ ST} = 1a + 2a + 3a + 4a + 5a + 6a$$

$$\text{___} \text{ HR} = 1b + 2b + 3b + 4b + 5b + 6b$$

$$\text{___} \text{ PL} = 1c + 2c + 3c + 4c + 5c + 6c$$

$$\text{___} \text{ SY} = 1d + 2d + 3d + 4d + 5d + 6d$$

Intervention Interview Protocol

Interviewer Instructions

Lead/Coordinator (Interviewee): _____ Interviewer: _____

Date: _____ Scribe: _____

Begin with the contextual openers. Responses to the contextual openers may prompt you to ask clarifying questions, and that is fine. After gaining an understanding of the intervention plan, pose questions from each of the four frames below. The goal is to help the interviewee think critically about the content, process, and goals of the intervention by engaging in all four frames. Provide sufficient wait time and respect the respondent's right to not answer a question.

Contextual Openers

What story from the data led your team to develop an intervention?
Summarize your intervention plan.

Structural Questions

- What systems do you have in place to facilitate productive implementation of your intervention? For example, how does the scheduling of your intervention limit calendar conflicts?
- How will you know if this intervention is effective for the targeted group? Describe your intervention effectiveness tracking system.
- What type of adjustments may you have to make to your intervention if the data indicates it is not effective for your targeted group of students?

Human Resource Questions

- Why this particular intervention for the targeted group of students?
- Thinking of the targeted students, what staff members do you think will elicit participation and best effort from students?
- What were the criteria for selecting those who will implement the intervention?
- What is the capacity of the implementers to execute the intervention successfully?
- What training will those implementing the intervention need?

Political Questions

- Who appears most willing to implement the intervention?
- How are you addressing implementers who are showing signs of not being on board with the plan?
- To whom can you go to advocate for the tools and resources you need to successfully implement your intervention?
- What political barriers do you need to address to give your intervention a chance for success?

Symbolic Questions

- How does your intervention align with your team's mission or purpose statement?
- How is your team messaging the intervention to students? Is it presented as punitive or supportive?
- What celebrations do you have planned for students who are making progress toward your On-Track and student connection goals?
- What tangible appreciation will those implementing the intervention receive for engaging in it?

Intervention Interview Protocol

Scribe Instructions

Lead/Coordinator (Interviewee): _____ Interviewer: _____

Date: _____ Scribe: _____

Record responses to the questions raised. Your goal is to capture the key responses shared by the interviewee. Recording significant quotes and ideas will be instrumental in helping to plan next steps. You will read your notes aloud at the end of the interview and then give them to the interviewee.

<p>Key Responses to Structural Questions</p>	<p>Key Responses to Human Resource Questions</p>
<p>Key Responses to Political Questions</p>	<p>Key Responses to Symbolic Questions</p>

Intervention Interview Protocol

Lead or Coordinator Instructions

Lead/Coordinator (Interviewee): _____ Interviewer: _____

Date: _____ Scribe: _____

You will be asked several questions to help you consider your intervention plan through all four frames (structural, human resource, political, and symbolic). This protocol will be most helpful to you if you respond honestly to the questions posed. It is okay to not have an answer for a question. The goal is to broaden your perspective about the forces at work within your school context that can help or hinder the success of your intervention. A description of the types of questions you will be asked are outlined below.

Structural

These questions ask you to think about your intervention in terms of the structures and systems necessary to achieve your defined goals.

Human Resource

These questions ask you to think about the people participating in your intervention, from recipients to implementers.

Political

These questions ask you to think about how you advocate and acquire what you need to implement your intervention.

Symbolic

These questions ask you to connect the intervention plan to the vision, mission, and/or purpose of your team's work.



Planning for a Success Team Meeting

Contents

Success Team Meeting Planning Checklist

Success Team Meeting Agenda Template

Purpose

Strong meeting facilitation is integral to achieving the goals of any team. This collection of tools is intended to help Team Leads and/or administrators hold effective and productive meetings.

How & When to Use

Successful meetings start with proper preparation. This is followed by intentional facilitation that organizes team members around current and new tasks. The final step is ensuring timely follow-up on agreed-upon tasks and clear communication about subsequent meetings. Teams Leads can use these tools to help them during each step of the process.




Connections to Framework

The [Freshman Success Framework](#) is the foundation for effective school practice on On-Track and student success. The Network for College Success has seen the greatest and most sustainable gains for freshmen when schools develop high-functioning educator professional learning communities, which we call Success Teams.

This Tool Set focuses on the below actions of a Success Team stemming from the Freshman Success Framework.

<input checked="" type="checkbox"/>			<input checked="" type="checkbox"/>

Elements	Success Team
<p>Setting Conditions</p> 	<ul style="list-style-type: none"> • Develops effective meeting strategies, such as establishing a mission statement and clear purpose, and building norms and action-oriented agendas • Shares Success Team roles and responsibilities conducive to freshman success work • Engages in regular, calendared Success Team meetings to 1) analyze data and 2) develop, monitor, and adjust interventions • Includes General Education and Special Education teachers, counselor(s), data technician, student advocate or dean, and/ or administration

This Tool Set also highlights the actions stemming from the Framework for the Principal and Team Lead in support of the Success Team work.

Team Lead

- Setting Conditions: Acquires foundational knowledge on the importance of freshman course performance as well as tools and strategies to lead the Success Team
- Implementation: Develops action-oriented meeting agendas that consistently address freshman success goals generally and intervention development, tracking, and evaluation specifically
- Implementation: Establishes team meeting conditions conducive to the successful execution of Success Team duties

Principal

- Setting Conditions: Selects, programs, sets purpose, and provides foundational knowledge on freshman success work for core set of grade-level teachers
- Setting Conditions: Provides and protects team meeting calendar, with regular and sufficient time for 1) data analysis and 2) intervention development, monitoring, and adjustment



Planning for a Success Team Meeting

Success Team Meeting Planning Checklist

This checklist guides the careful and intentional planning of team meetings.

Planning for a Success Team Meeting

Success Team Meeting Planning Checklist

Before Event

- Identify/confirm meeting date, time, and location
- Develop agenda (best to plan at least 5 days in advance)
- Secure team members to serve in meeting roles, including:
 - Recorder (make sure the recorder has an electronic copy of agenda to type minutes directly into the agenda during the meeting)
 - Timekeeper
 - Parking lot attendant (someone who records issues that are important but not directly applicable to the meeting agenda)
 - Process observer
- Email meeting reminder at least 48 hours prior, including: date, time, location, and materials to bring (if appropriate)
- Create and compile all necessary materials, including:
 - Attendance sheet
 - Payroll sign-in sheet (when applicable)
 - Agenda
 - Point-in-time academic and attendance data
 - Point-in-time intervention tracking data
 - Materials for intervention implementation
 - Materials for celebratory activities
- Gather supplies and equipment needed for facilitation, including:
 - Chart paper, markers, highlighters, extra pens
 - Post-its and tape
 - Audio-visual equipment (as appropriate)
- Email agenda at least 24 hours prior to the meeting, including reminder to bring necessary materials
- Arrive early to set up meeting space
 - Seating so that all members can see each other
 - Chart paper posted where all members can see it
 - Attendance, agenda, and payroll sign-in sheets at room entrance (to prevent distraction by latecomers)
 - Extra pens around the seating area

After Event

- Collect your supplies for safekeeping for the next meeting!
- Submit sign-in sheets to main office
- Archive a copy of the agenda and minutes
- Email the meeting minutes to team members within 48 hours or sooner if there are action items with immediate due dates



Planning for a Success Team Meeting

Success Team Meeting Agenda Template

A tool that can serve as a thoughtful road map for accomplishing the goals of the team meeting.



Success Team Meeting Agenda Template

Date:		Time:		School:		Grade:	
Previous Meeting:				Next Meeting:			
FACILITATOR:	RECORDER:	PARKING LOT:		PROCESS OBSERVER:		TIME KEEPER:	
PREVIOUS ACTION ITEMS		PERSON(S) RESPONSIBLE		DEADLINE		UPDATE/NOTES	
TOPIC		TIME		DISCUSSION			
Revisit previous action items (see above)		5 min					
Data Analysis Protocol: _____		20 min					
Intervention development, monitoring, or tracking of student progress		10 min					
Student-centered speak		10 min					
CURRENT ACTION ITEMS		PERSON(S) RESPONSIBLE		DEADLINE		UPDATE/NOTES	